



# Guzheng Ensemble CCA

---



**White Sands Primary School**

**Presented by:**  
**Cheyenne Tan** from 6 Diligent,  
**Guzheng member,**  
**Student Leader (Head Prefect)**



# Introduction



The Guzheng, also known as the Chinese zither, is a wood plucking instrument with 2500 years of history.


It is an incredibly unique and interesting instrument to play. Many people like the sound of Guzheng because it is soothing and relaxing.



Guzheng is tuned to a pentatonic scale; the 21-string Guzheng has four complete octaves.

Beginners can easily identify So, or G notes using the green string, which are represented by number 5.

| Number | Music Scale | Letter |
|--------|-------------|--------|
| 1      | Do          | C      |
| 2      | Re          | D      |
| 3      | Mi          | E      |
| 5      | So          | G      |
| 6      | La          | A      |



# Guzheng Music Score

## 东西

古筝谱

何泽斌 作曲

许仙大官人 编配

1=C  $\frac{4}{4}$   
♩=84

定弦:  $\dot{2} \quad \dot{1} \quad \dot{6} \quad \dot{5} \quad \dot{3} \quad \dot{2} \quad \dot{1} \quad 6 \quad 5 \quad 3 \quad 2 \quad 1 \quad 6 \quad 5 \quad 3 \quad 2 \quad 1 \quad 6 \quad 5 \quad 4 \quad 2$

$\left[ \begin{array}{l} 0 \quad 0 \quad 0 \quad \underline{\dot{3} \dot{2} \dot{1}} \mid \underline{6 \ 5 \ 6} \quad \underline{\dot{1} \dot{2} \cdot} \quad \dot{1} \mid \underline{\dot{3} \dot{3} \dot{2} \dot{1}} \quad \underline{\dot{1} \dot{3} \dot{2} \dot{1}} \mid \underline{6 \ 5 \ 6} \quad \underline{\dot{1} \dot{2} \dot{1}} \quad \underline{\dot{5} \dot{3}} \end{array} \right]$

$\left[ \begin{array}{l} 0 \quad 0 \quad 0 \quad 0 \quad \mid \underline{\underset{\cdot}{4} \ \underset{\cdot}{1} \ \underset{\cdot}{6}} \quad \underline{\underset{\cdot}{5} \ \underset{\cdot}{2} \ \underset{\cdot}{5}} \quad \mid \underline{\underset{\cdot}{3} \ \underset{\cdot}{5} \ \underset{\cdot}{3}} \quad \underline{\underset{\cdot}{6} \ \underset{\cdot}{3} \ \underset{\cdot}{6}} \quad \mid \underline{\underset{\cdot}{4} \ \underset{\cdot}{1} \ \underset{\cdot}{6}} \quad \underline{\underset{\cdot}{5} \ \underset{\cdot}{2} \ \underset{\cdot}{5}} \quad \mid \end{array} \right]$

$\left[ \begin{array}{l} \dot{3} \text{♩} - \quad 0 \quad \underline{\dot{3} \dot{2} \dot{1}} \mid \underline{6 \ 5 \ 6} \quad \underline{\dot{1} \dot{2} \cdot} \quad \dot{1} \mid \underline{\dot{2} \dot{1} \dot{5} \dot{3} \dot{2} \dot{1}} \quad \dot{3} \mid \underline{\dot{2} \dot{1} \dot{5} \dot{3} \dot{2} \dot{1}} \quad \underline{6 \ 5} \end{array} \right]$

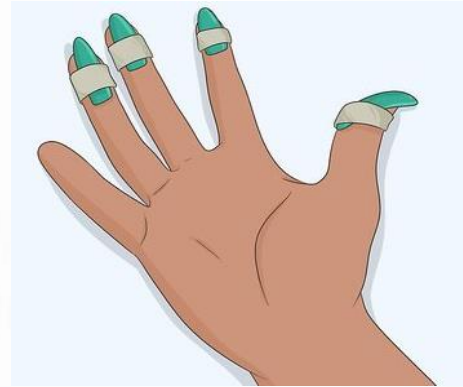
$\left[ \begin{array}{l} \underline{\underset{\cdot}{1} \ \underset{\cdot}{5}} \quad \underline{\underset{\cdot}{1} \ \underset{\cdot}{2} \ \underset{\cdot}{3}} \quad 0 \quad \mid \underline{\underset{\cdot}{4} \ \underset{\cdot}{1} \ \underset{\cdot}{6}} \quad \underline{\underset{\cdot}{5} \ \underset{\cdot}{2} \ \underset{\cdot}{5}} \quad \mid \underline{\underset{\cdot}{3} \ \underset{\cdot}{5} \ \underset{\cdot}{3}} \quad \underline{\underset{\cdot}{6} \ \underset{\cdot}{3} \ \underset{\cdot}{6}} \quad \mid \underline{\underset{\cdot}{4} \ \underset{\cdot}{1} \ \underset{\cdot}{6}} \quad \underline{\underset{\cdot}{5} \ \underset{\cdot}{2} \ \underset{\cdot}{5}} \quad \mid \end{array} \right]$

$\left[ \begin{array}{l} \dot{1} \text{♩} - - \quad 0 \quad \underline{\dot{3}} \mid \underline{\dot{2} \dot{1} \dot{5} \dot{3} \dot{2} \dot{1}} \quad \underline{6 \ \dot{1}} \mid \dot{1} \text{♩} - - - \quad \left| \begin{array}{l} \dot{1} \\ \dot{5} \\ \dot{3} \end{array} \right. \quad 0 \quad 0 \quad 0 \quad \parallel \end{array} \right]$



$\left[ \begin{array}{l} \underline{\underset{\cdot}{1} \ \underset{\cdot}{5}} \quad \underline{\underset{\cdot}{1} \ \underset{\cdot}{2} \ \underset{\cdot}{3} \ \underset{\cdot}{5}} \quad 0 \quad \mid \underline{\underset{\cdot}{4} \ \underset{\cdot}{1} \ \underset{\cdot}{6}} \quad \underline{\underset{\cdot}{5} \ \underset{\cdot}{2} \ \underset{\cdot}{5}} \quad \mid \underline{\underset{\cdot}{1} \ \underset{\cdot}{5}} \quad \underline{\underset{\cdot}{1} \ \underset{\cdot}{2} \ \underset{\cdot}{3} \ \underset{\cdot}{2} \ \underset{\cdot}{3} \ \underset{\cdot}{5}} \quad \mid \dot{1} \quad 0 \quad 0 \quad 0 \quad \parallel \end{array} \right]$



New members will learn




How to wear Guzheng nails



Good sitting posture

Playing techniques





# **Our CCA sessions**





New members learning good sitting posture and basic fingering.





Senior member  
guiding a junior  
patiently during  
section practice.

# Whole group practice



The background is a traditional Chinese ink wash painting. It depicts a misty mountain landscape with a large, glowing sun in the upper center. Numerous small birds are scattered across the sky. In the foreground, there are autumn-colored trees and a guqin (zither) with a red and gold floral pattern on its soundboard. The overall style is soft and atmospheric.

# *Main events in 2022*

# SYF COMPETITION 2022



Ready to set off!



Arriving at  
Singapore Conference Hall

# SYF COMPETITION 2022



Feeling super  
excited and happy  
after the  
competition

# Prize Giving Ceremony 2022

Performing  
right in  
front of the  
audience.





**Let's watch a short video of their SYF performance.**





The background is a traditional Chinese ink wash painting. It depicts a misty landscape with layered mountains in shades of grey and blue. A large, glowing orange sun is positioned in the upper center. Numerous small black birds are scattered across the sky, some in flight. In the foreground, there are trees with vibrant autumn foliage in shades of orange, red, and yellow. In the bottom right corner, a guqin (a traditional Chinese zither) is shown, with its red lacquered body and white floral patterns. The overall style is soft and atmospheric, typical of classical Chinese art.

***Other activities***

# Heart Shine Guzheng Games Booth 2023



# Heart Shine Guzheng Games Booth 2023



P4 student helpers



P5 student helpers



P6 student helpers

# Main benefits of playing Guzheng

- Improves coordination skills (use of both left and right hand to play different notes at the same time)
- Able to focus and concentrate better, a skill that is essential for children especially in today's fast paced society.
- Cultivate sense of appreciation for music and culture.

**“Learning how to play a musical instrument  
is giving yourself a beautiful gift that will  
continue to pay off  
in so many fantastic ways  
for the rest of your life.”**

**Join Guzheng.  
Cultivate a lifelong hobby.**

